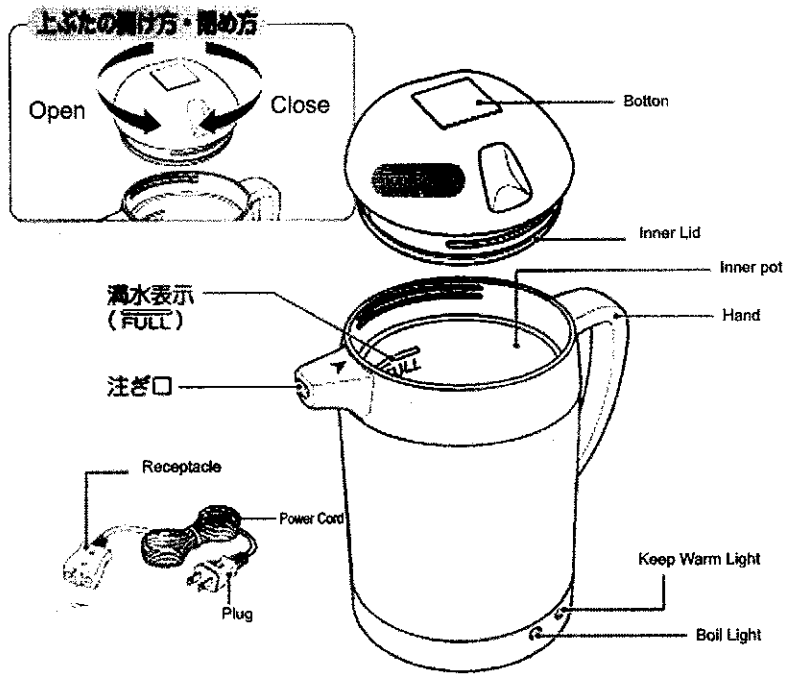


PART NAMES



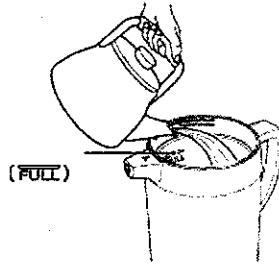
TECHNICAL SPECIFICATIONS

Model	NEK-1200
Rated Voltage	120V~
Rated Wattage	450W
Frequency	60Hz
Capacity	1.2Qt

OPERATING INSTRUCTION

1. Filling Water

Filling water anywhere between the "Full" mark and the "empty" mark.

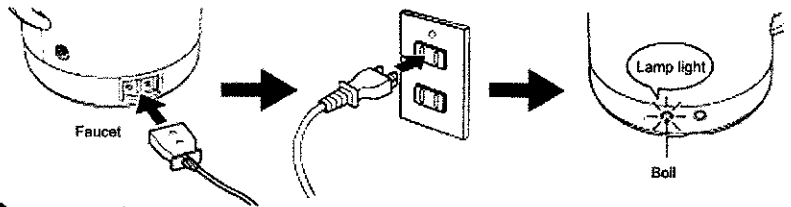


NOTICE:

Never allow water to fill over the "Full" mark or below the "Empty" mark, otherwise it will spill over or dry-up during boiling.

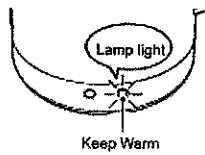
2. Electrify

Insert plug into the electric outlet, the boil lamp will light up when boiling begins.



3. KEEP WARM

When the water is boiled, it will automatically switch to keep warm function. The boil lamp will go off and the keep warm lamp will light up.



BOIL — KEEP WARM

約15分

(room temperature 20°C, Water temperature 20°C FULL)

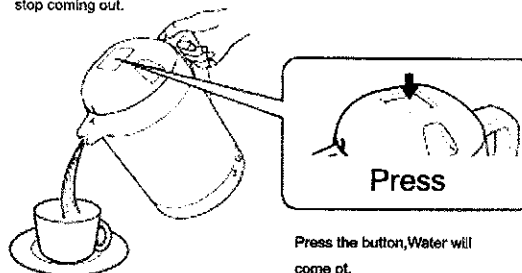
NOTICE:

Do not open the top lid when water boiling to avoid being scalded by hot steam.

OPERATING INSTRUCTION

4. Take boiling water

Press water out botton,water will come out.If you release,water will stop coming out.

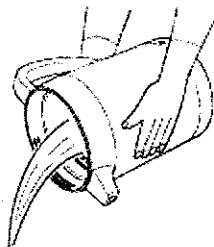


NOTICE

- Do not open the top lid when water boiling to avoid being scalded by hot steam.

5. AFTER USE

Disconnect the power cord,move top lid spill out water and the wipe with dry cloth.

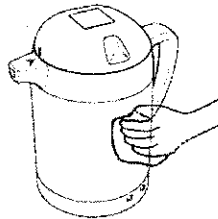


NOTICE

Be sure not to pour out water in the front of the "water flowing" button or in the back of it.

6. CLEANING AND MAINTENANCE

1. Always allow appliance to cool before cleaning.
2. Remember to unplug power cable from wall unit and power inlet.
3. Detach upper lid and pour out remaining water.
4. If mineral deposits are allowed to accumulate, loud noises may be heard during boiling and you may face difficulties dispensing hot water. Regular cleaning will avoid such problems.



Wipe upper lid and body with a damp cloth.

1. Never immerse any part of the pot in water.
2. Never splash water on the operation panel.
3. Do not use abrasive materials to clean appliance.

LIMITED WARRANTY

This unit is warranted against defective materials or workmanship for 1 year from the date of purchase .The warranty is valid for any manufacturing defects .This warranty covers operational defects incurred in normal use and does not apply in the case of damage, abuse, mishandling , accident, or failure to follow operation instructions. Narita shall have no responsibility shall be for the repair of repair of replacement as indicated, except for shipping and handling costs. There are no implied or expressed warranties of fitness or merchantability which extend beyond the above warranty.

Any return of defective merchandise to the manufacturer must be processed accordingly by contacting customer service first to obtain the return authorization number.

This warranty valid only in the United States, excluding Alaska, Hawaii and Puerto Rico.

Website:www.naritausa.com